



Summary Feedback

ST1: Two Year Teaching Programme

Session 10.2 Head & Neck

1. Skull Base 2. Orbits 3. PNS (Part 1)

(11th August 2022)

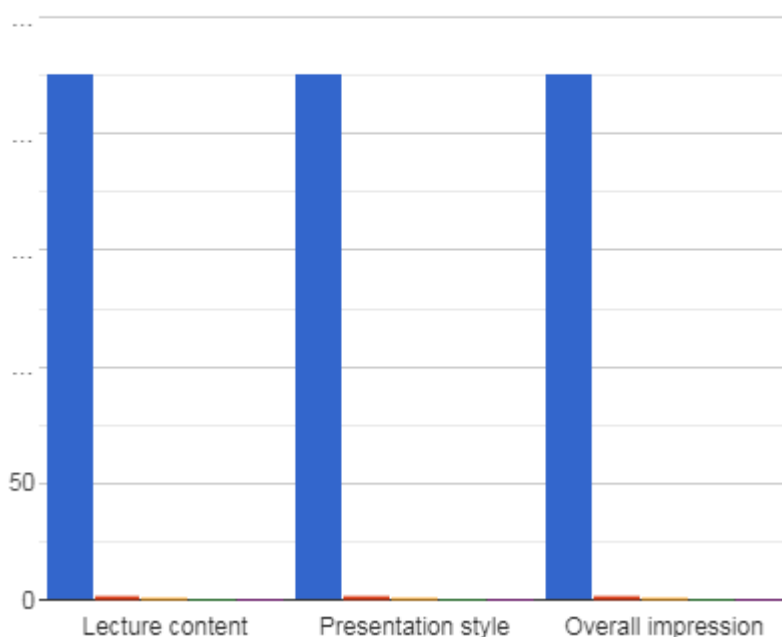
Delivered By:
(Sami Khan)

Summary Points:

- ST1-ST4 teaching session 10.2: 3 hours teaching time
- Total Attendees: 555 from 35 Countries (Bahamas, Bangladesh, China, Czech Republic, Dominica, Egypt, Fiji, Ghana, Hong Kong, India, Iraq, Jordan, Kenya, Kuwait, Malaysia, Myanmar, Nepal, Nigeria, Oman, Pakistan, Qatar, Saudi Arabia, Singapore, South Africa, Sri Lanka, Sudan, Switzerland, Tanzania, Turkey, UAE, UK, Ukraine, Yemen, Zambia, Zimbabwe).
- Total feedback received from 229 participants

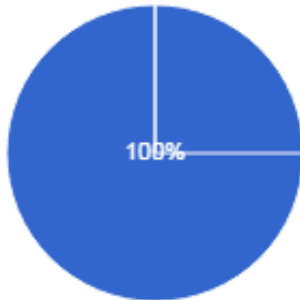
Please rate the following aspects of the session

Excellent Very good Good Satisfactory
Poor



Did you find it useful
229 responses

● Yes
● No



Testimonials

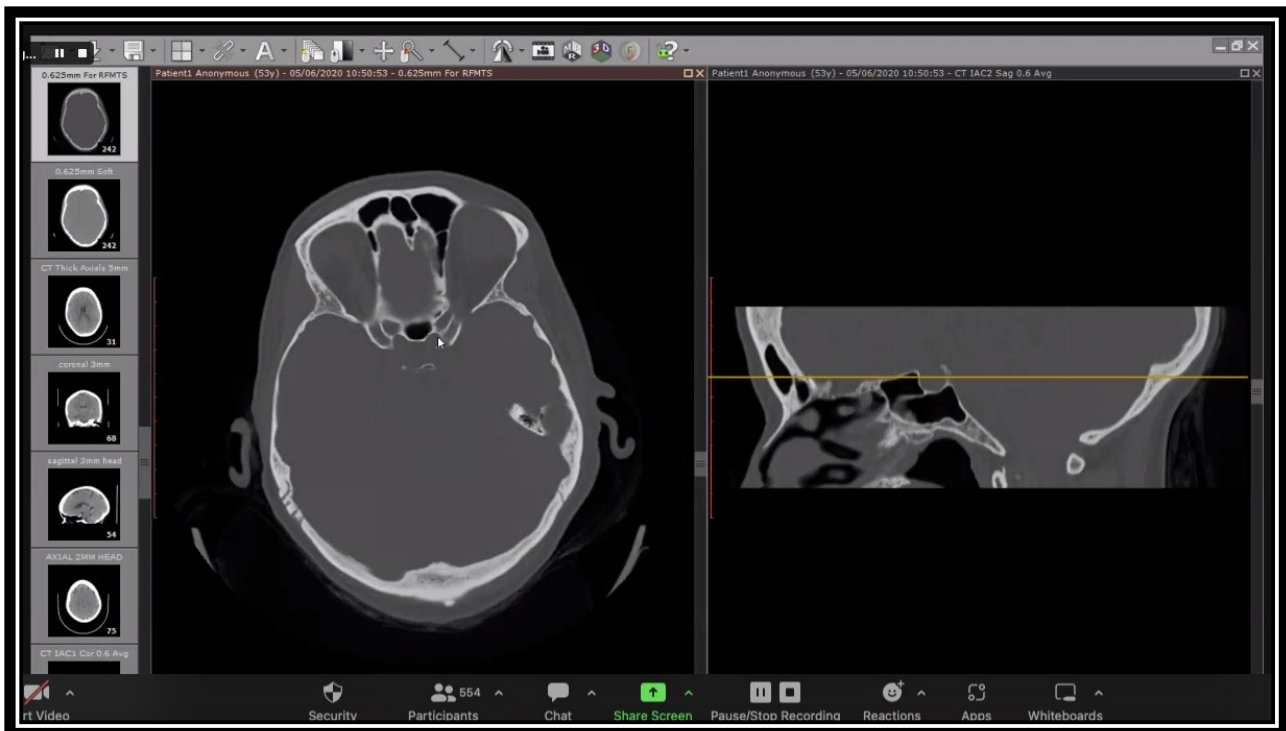
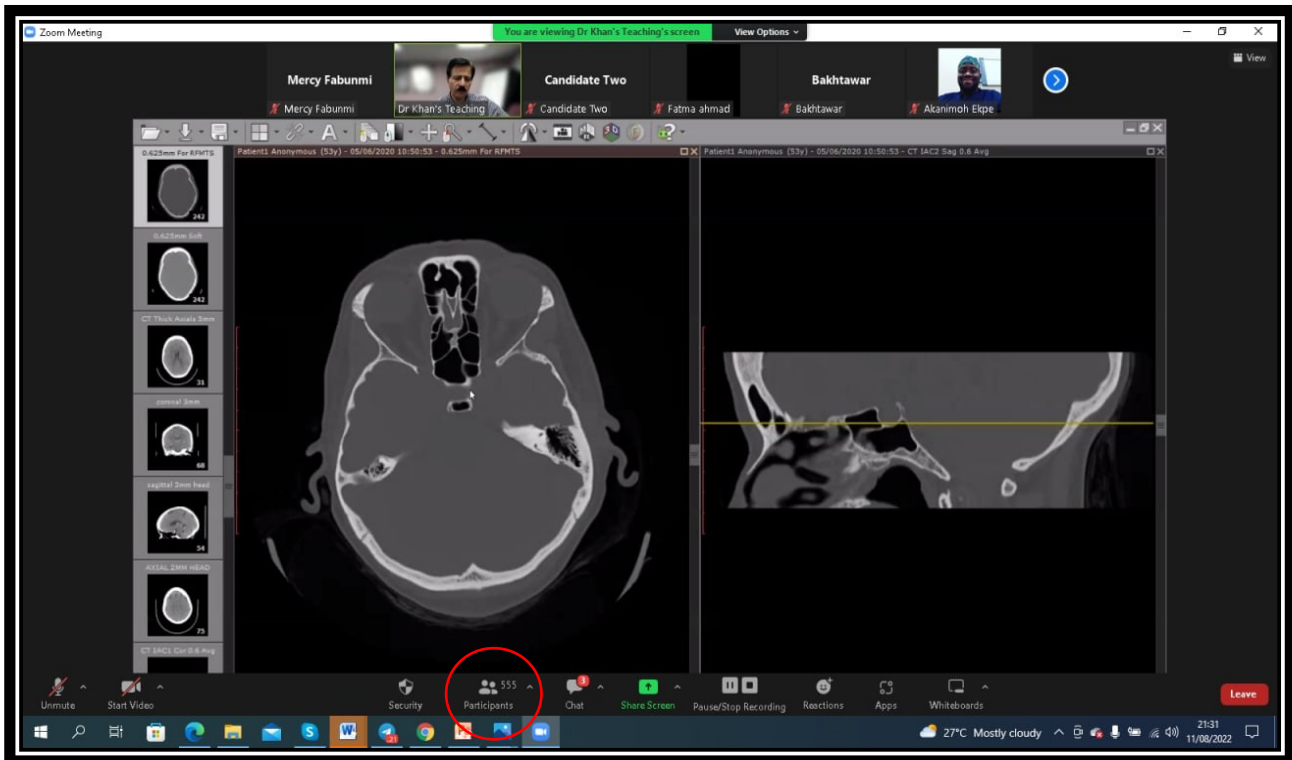
- Very thorough, good repetition to ensure memorization of key concepts and facts (UK).
- Excellent overview of a difficult topic in read (Kenya).
- Very elaborate session, it improves reporting with repetitions of anatomy (Pakistan).
- Great teacher as always! (UK).
- Fantastic. Great teacher! (UK).
- Amazing lecture thank you so, so much (Egypt).
- Great learning experience (Bahrain).
- Great learning experience (Kenya).
- This is a well taught, and explained course by Dr Khan. Thank you Sir (Ukraine).
- Very useful for radiology training. (Pakistan).
- Really appreciate Dr. Khan's dedication to teaching radiologists free of cost (Saudi Arabia).
- I was given the opportunity to be on hot seat. Learnt complex anatomy of skull (UK).
- Awesome teaching of anatomy, pathology and radiology of head and neck (Pakistan).
- Really good anatomy lesson. I know as I was a demonstrator.
- Excellent style of teaching, beautiful discussion (Pakistan).
- Fabulous teacher (Kenya).
- Always five stars (Myanmar).
- Awesome teacher. There is no teacher like you and there never will be (Pakistan).
- Useful and apt for exams (India).
- You are the best Sir (Pakistan).
- Outstanding (Pakistan).
- Excellent session (Pakistan).
- Excellent lecture! (UK).
- Number 30 Informative (India).
- Education of the highest quality (Pakistan).
- Very detailed and fact finding lectures (Nigeria).
- Very, very informative and helpful sir (Pakistan).

Session 10.2 Head & Neck - 1. Skull Base 2.Orbits 3. PNS (Part 1)

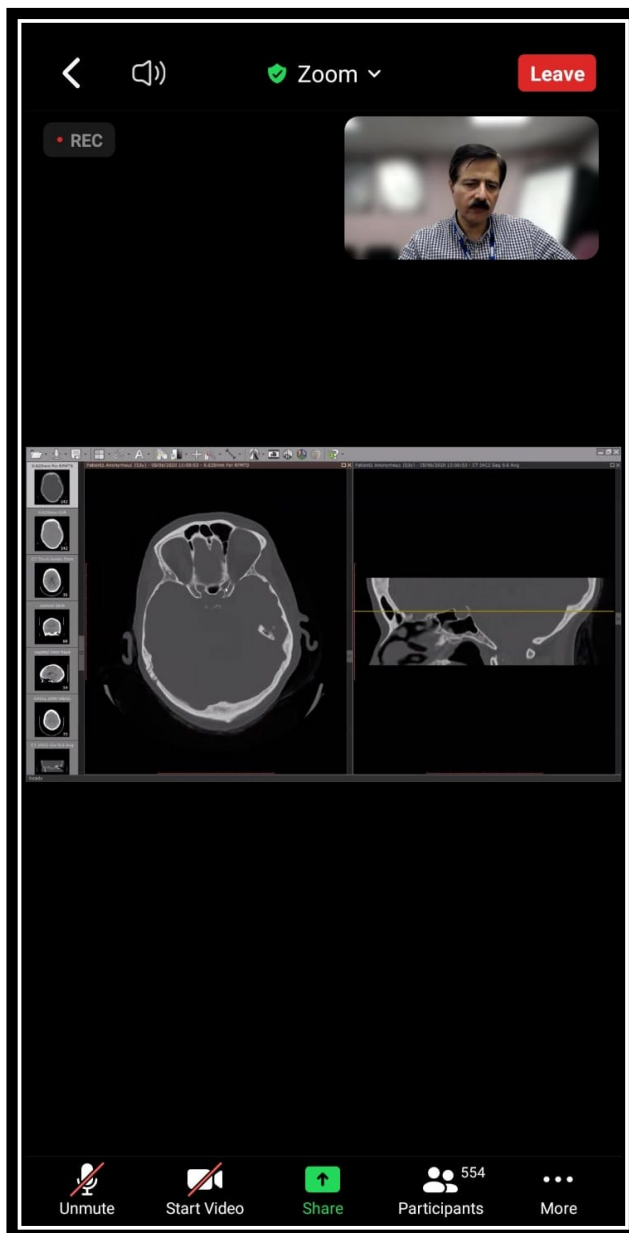
- Thank you for your excellent lectures sir (India).
- Very good as always.
- Marvelous and excellent (Pakistan).
- Excellent and informative session (Pakistan).
- Outstanding sir (Pakistan).
- Excellent, outstanding and professional lecture (Algeria).
- Very nice course (Oman).
- Very interesting and useful (Oman).
- Brilliant job.
- Amazing sessions (Pakistan).
- A1 (Pakistan).
- Excellent teaching specially anatomy (Pakistan).
- Excellent talk.
- Wow (Egypt).
- Superb as always.
- Very insightful (UK).
- Very well explained (Pakistan).
- Just keep going. Excellent teaching by Dr Khan & his brilliant team (Pakistan).
- Everything great (Pakistan).
- Good work (Kenya).
- Superb Teaching (Pakistan).
- Beautiful pictures selection (Pakistan).
- I liked anatomy grip of beloved Dr Khan (Pakistan).
- Each and every aspect was useful! (Pakistan).
- Excellent anatomical details (Yemen).
- Best part is a detailed anatomy revision. Thank you so much Dr. Sami (Pakistan).
- Important points were clearly laid out (Malaysia).
- I liked the interaction with the tutor (Kenya).
- Best way he teaches us (Pakistan).
- Excellent.
- Each and every from anatomy to pathology were useful (Pakistan).
- Very simple way of teaching (Pakistan).
- All the lecture is very impressive (Egypt).
- Sir Sami is an amazing teacher (Pakistan).
- Very informative lecture (Egypt).
- Everything was up to the mark (Pakistan).
- Dr Khan tells everything clearly and explains (UK).
- Whole of the lecture was just awesome (Pakistan).
- Easy to understand (Pakistan).
- Everything is useful (Pakistan).
- Perfect coverage (UK).
- Great teaching (UAE).
- Excellent teaching style (Pakistan).
- Beautiful illustrations (India).
- Really useful explanation of the base of the skull anatomy which I always find very difficult. (Saudi Arabia).

Session 10.2 Head & Neck - 1. Skull Base 2.Orbits 3. PNS (Part 1)

- Whole lecture was excellent covering all aspects very well explained, clearing the concepts of anatomy and pathology.
- Excellent way of teaching (Pakistan).
- Improved my knowledge (Indonesia).
- The lectures were easy to understand (UK).



Session 10.2 Head & Neck - 1. Skull Base 2.Orbits 3. PNS (Part 1)



====XX====XX=====